LINTEX

ONE / Mono
91027S, 91027V, 91028S, 91028V, 91027-120,
91027-130, 91027-150, 91027-730

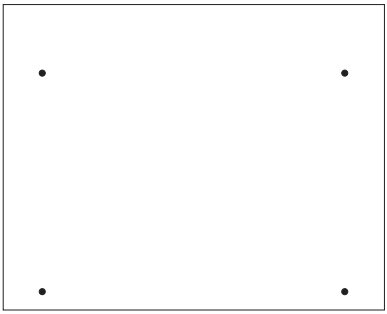

A x 1

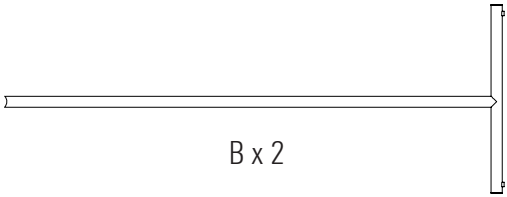

B x 2



C x 4



D x 4



E x 4



F x 1



G x 4



H x 1

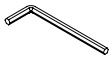

I x 1



J x 1



K x 2



L x 8

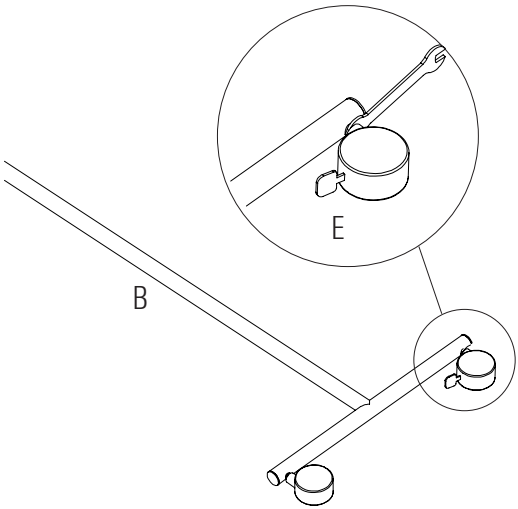

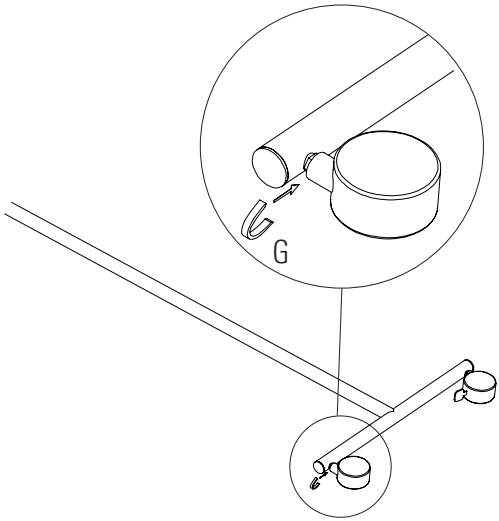

1.

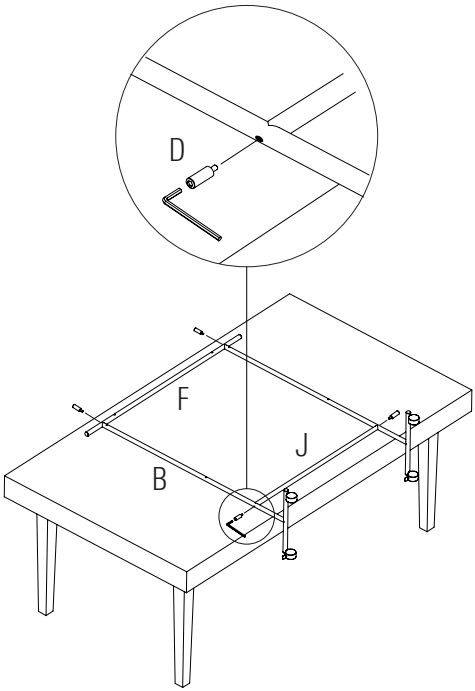

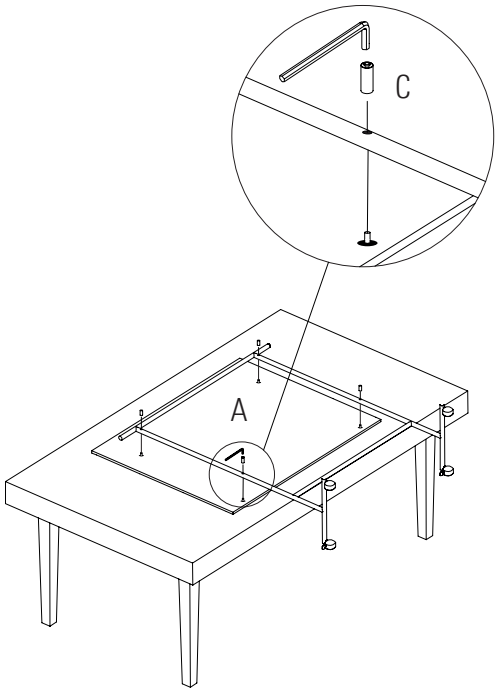

Do not tighten any screws until all screws are in place.
Festziehen der Schrauben bitte erst dann, wenn alle Schrauben vorher leicht in die Gewinde eingedreht wurden.
Mettre toutes les vis en place avant de les serrer.
Älä kiristä ruuveja ennen kuin kaikki ruuvit ovat paikoillaan.

Tighten C by hand with the hex key. Do not use power tools. Do not overtighten.
C mit dem Inbusschlüssel nur handfest anziehen. Keinen Akkuschrauber verwenden.
Serrer C à la clé, sans forcer et sans visseuse.
Kiristä C avaimella käsin, ei liian tiukalle.

